

ROAD SAFETY



Making road safety a habit



*“SPEED has 5 letters so has DEATH
SLOW has 4 letters so has LIFE”*

Warning Signs

Always in a triangle



*These signs warn you of dangers ahead.
Ignoring these may result in road surprises or road mishaps.*



Right Hand curve



Right Hair Pin bend



Slippery road ahead



Narrow Road ahead



Road Widens



Falling Rocks



School ahead



Pedestrian Crossing



Men at work



Double bend first Left



T Intersection



Two way Traffic



Roundabout



Staggered Intersection



Narrow bridge



*Guarded Railway
crossing at 100mts*



Gap in Median



*Unguarded Railway
crossing at 100mts*

Never...

01. *Never talk on mobile phone, listen to music, use other handheld / handsfree device while riding a motorbike.*
02. *Never overtake from left or suddenly change lanes.*
03. *Never follow too close to vehicle in the front.*
04. *Never stop on the zebra crossing, it is meant for pedestrian use only*
05. *Never ride under the influence of alcohol.*
06. *Never get provoked by other road users, results could be devastating*
07. *Never switch OFF the motorbike or disengage the gear while coming down a slope.*
08. *Never multitask or get distracted while riding.*
09. *Never ride late at night / ride while drowsy / fatigue.*
10. *Never attach large or heavy items to handlebar or front forks.*

Vehicle Maintenance tips

Always...

01. *Check for dents and minor damage on the motorbike to get it repaired while next servicing.*
02. *Check petrol level before starting the motorbike, keep the tank atleast 1 / 3rd filled at all times if not more.*
03. *Check for battery water levels periodically.*
04. *Check all the lights for their working*
05. *Check for all types of oil levels for their periodic top - ups / change.*
06. *Maintain tyre pressures as recommended.*
07. *Get your vehicle serviced from an authorised service station.*
08. *Insist on genuine spare parts for your vehicle.*
09. *Get your vehicle certified for Pollution Under Control (PUC certificate) from authorised station only.*
10. *Check for clutch & accelerator cable condition.*
11. *Check chain tension / lubrication regularly.*

Informatory Signs

Always in a rectangle box



These signs provide information and guidance on Destinations, Directions & Road side facilities.



First Aid post



Hospital



Resting place



Public Telephone or SOS




Fuel station




Eating place



Autorickshaw parking



No Through road




Railway station

3 Important signs



Stop



Give Way



No Entry

These 3 signs mean the same globally.

*Compulsary ahead or
turn Right*

Compulsary Right

Restriction Ends